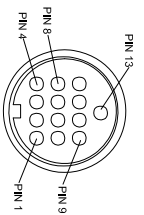
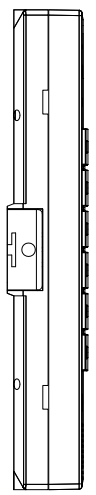
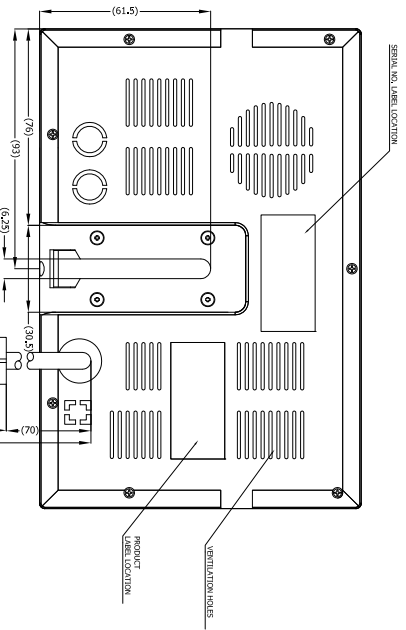
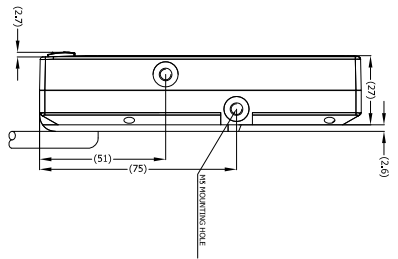
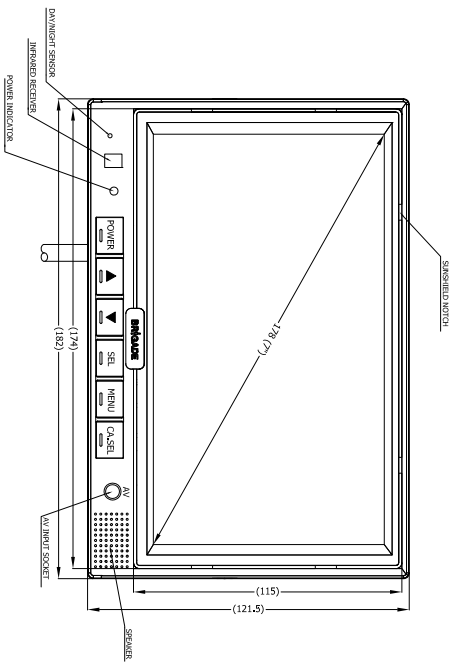
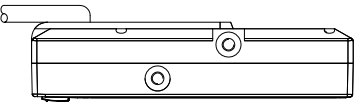
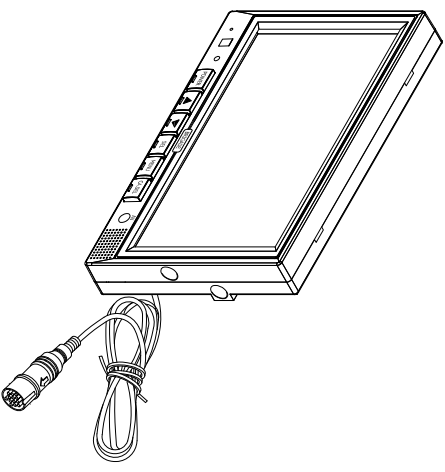
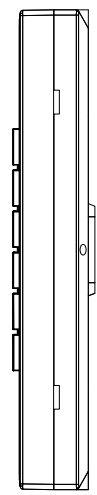


VIEW A



13 PIN MALE MATING FACE

PIN #	WIRE COLOUR	DESCRIPTION
1	RED	+12VAV
2	BROWN	TRIGGER 3
3	BLACK	TRIGGER 2
4	BLUE	TRIGGER 1
5	PALE RED	GA1 TXZ OUT
6	GRAY	GA1 AUDIO
7	YELLOW	GA1 VIDEO
8	GREEN	GA2 TXZ OUT
9	PALE GREEN	GA2 AUDIO
10	WHITE	GA2 VIDEO
11	BLACK	CA3 TXZ OUT
12	BLACK	CA3 AUDIO
13	GRAY	CA3 VIDEO
14	BLACK	GROUND



- NOTES:**
1. MATERIAL: ABS PLASTIC.
 2. FINISH: SOFT TOUCH BLACK PAINT.
 3. COLOUR OF CONNECTOR AIS BLACK.
 4. BRIGADE LOGO AFFIXED TO MONITOR MUST BE SILVER.
 5. REFER TO "PRODUCT SPECIFICATION" FOR MORE DETAILS.
 6. THE SILKSCREEN APPLIED TO THE BUTTONS MUST BE WHITE, ARIAL FONT & SIZE 9.
 7. FOR PRODUCT SERIAL NUMBER LABEL REFER TO LATEST REVISION OF DRAWING BE-002420-XX-13.
 8. FOR PRODUCT SERIAL NUMBER LABEL REFER TO LATEST REVISION OF DRAWING BE-001323-XX-10.
 9. FIRMWARE VERSION SV-MO127-703-10-V1.0 TO BE PRELOADED TO THE MONITOR DURING MANUFACTURE.
 10. FERRITE SPECIFICATION: 100Q @ 25MHZ, 200Q @ 100MHZ.

PROPRIETARY NOTICE
 THIS DESIGN AND TECHNICAL INFORMATION APPEARING ON THIS DRAWING IS THE PROPERTY OF BRIGADE ELECTRONICS, AND IS DISCLOSED IN CONFIDENCE. IT IS NOT TO BE COPIED, REPRODUCED, REVEALED TO OR EXPLOITED BY OTHERS, EITHER IN WHOLE OR IN PART WITHOUT THE EXPRESS WRITTEN CONSENT OF BRIGADE ELECTRONICS.

Revision Notes
 R1 FERRITE ADDED TO THE MONITOR PIGTAIL, SPECIFICATION ADDED IN NOTE 10.
 Drawn: MBUTLER Checked: RBATES Approved: B. JOHN Date: 15/07/13

BRIGADE
 www.brigade-electronics.com

<p>Angle of Projection Third Angle</p>	Assembly Pl Approval XINYU HUANG 11/07/13	Approved by B. JOHN	Checked by RBATES	Drawn by MBUTLER
	Status RELEASED	Scale N/A	Released 11/07/13	Assembly Ref M0700127DC
Part No 3354B		VBV-770DM-M		BE-002421-01-13